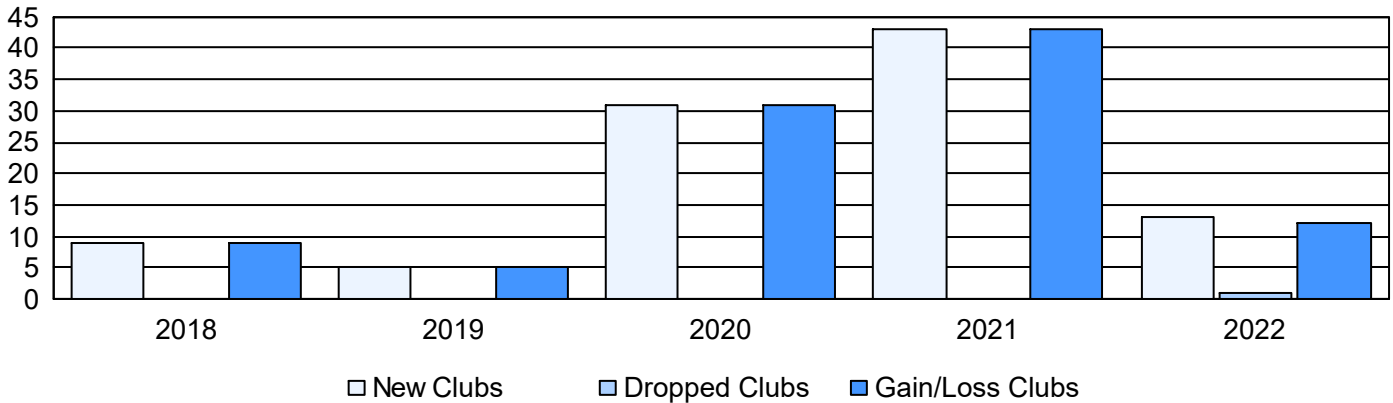
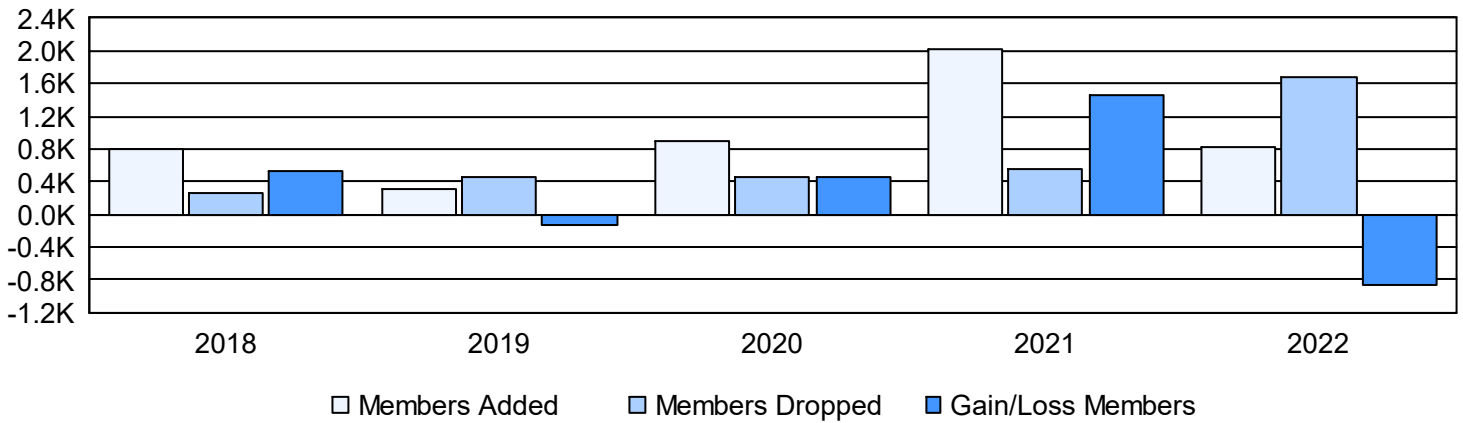


| Year | New Clubs | Dropped Clubs | Gain/ Loss Clubs | New Members | Charter Members | Reinstate Members | Transfer Members | Total Member Added | Total Members Dropped | Gain/ Loss Members |
|----------------|-----------|---------------|------------------|-------------|-----------------|-------------------|------------------|--------------------|-----------------------|--------------------|
| 2017-2018 | 9 | 0 | 9 | 435 | 326 | 23 | 5 | 789 | 258 | 531 |
| 2018-2019 | 5 | 0 | 5 | 149 | 152 | 5 | 4 | 310 | 447 | -137 |
| 2019-2020 | 31 | 0 | 31 | 202 | 693 | 8 | 5 | 908 | 460 | 448 |
| 2020-2021 | 43 | 0 | 43 | 778 | 1,185 | 34 | 15 | 2,012 | 564 | 1,448 |
| 2021-2022 | 13 | 1 | 12 | 359 | 412 | 31 | 20 | 822 | 1,686 | -864 |
| Average | 20 | 0 | 20 | 385 | 554 | 20 | 10 | 968 | 683 | 285 |

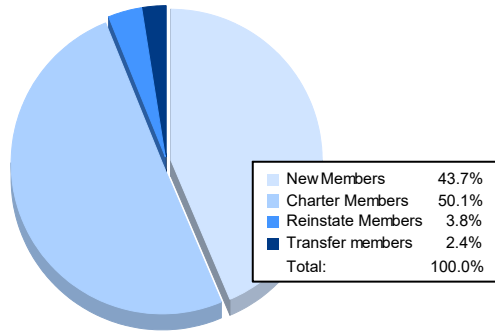
Clubs



Members



Membership Composition June 2022 Cumulative



Gender Composition June 2022 Cumulative

